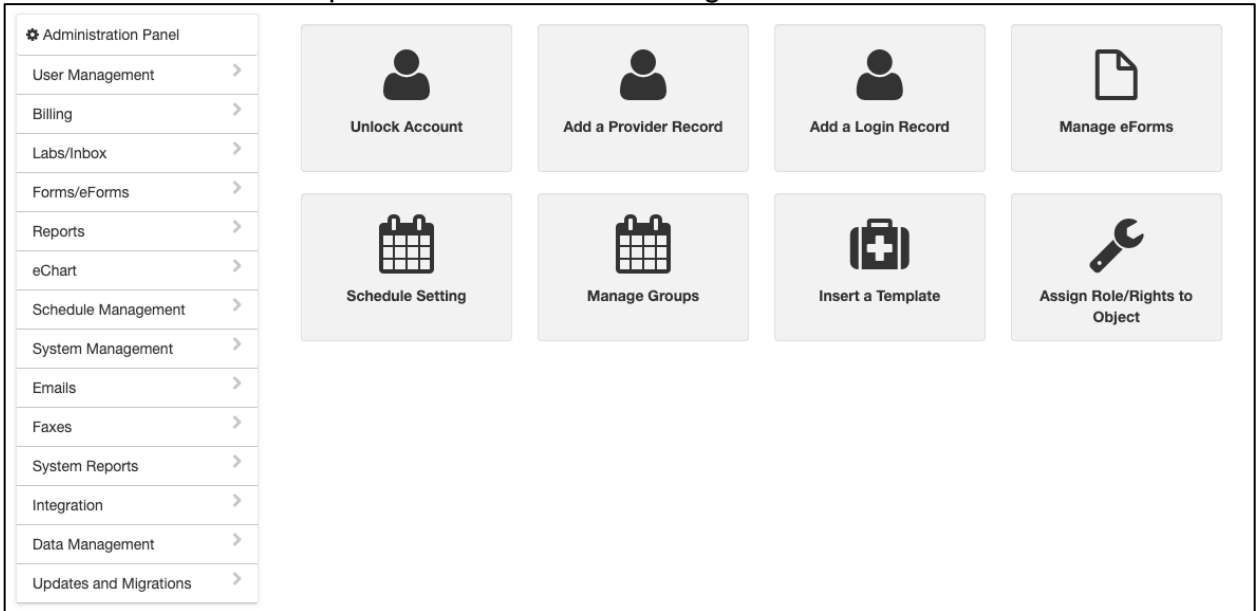


HOW TO IMPORT KINTEC REFERRAL EFORM INTO YOUR OSCAR EMR

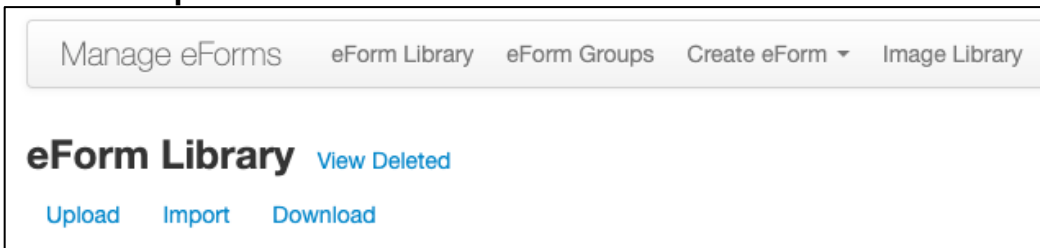
1. Once you are logged in to your OSCAR EMR, click “**Administration**” (if this does not show up for you at the top then you are not a user with administrative privileges – contact your administrator)

Administration

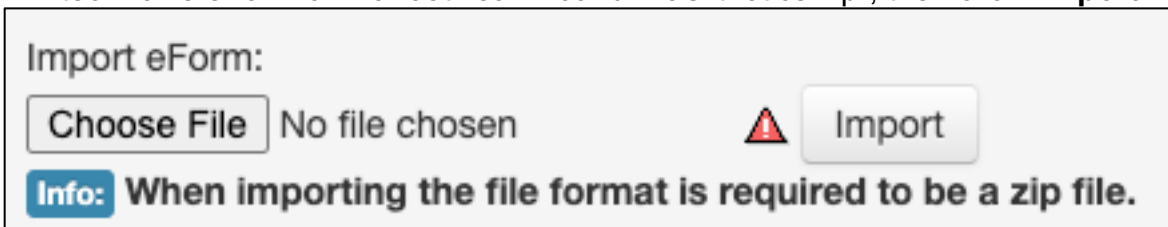
2. The Admin Panel will open and will look something like this:



3. Click on “**Manage eForms**”
4. Click on “**Import**”



5. Click “**Choose File**” and select the Kintec referral eForm package named “Kintec246Referral246-246Footwear246and246Orthotics.zip”, then click “**Import**”



6. The eForm will be uploaded to your OSCAR system once the success message is shown.